

PORTABLE CRANES COUNTERBALANCED

Essential for every Industry

The new AxA Counterbalanced Crane designed and manufactured in Italy and marketed throughout Australasia by Stratalign Limited is an extremely innovative tool.

Excellent quality is guaranteed by means of strict control systems throughout the production process.

All the components for these units are manufactured in Italy which only enhances the overall quality of the Counterbalanced Cranes.

The cranes, both fixed and the 360° rotating units are the perfect lifting device for an unlimited number of applications throughout industry including manufacturing, printing, food processing, plastics, pharmaceutical and general maintenance.

Each model is certified to NZ and International Standards which provides added assurance of using a superior device.

All the Counterbalanced Cranes are fitted with block valves that prevent the load from falling due to an external incident and also with maximum pressure relief valves that halt machine overload.

The units are highly manoeuvrable even with a maximum capacity load and can be moved without effort in the most extreme working environment.



MANUAL LIFTING UP TO 500KG

Model ST-CB01M5 is a counterbalanced workshop crane (built-in ballast weights), with a 360° pivoting arm, suitable for handling industrial equipment up to 500 kg in line with international safety standards.

Highly manoeuvrable due to its high capacity pivoting wheels.

It comes with an efficient manual double-effect pump that allows for speedy lifting, while lowering speed can be adjusted by turning a flow knob.

Jib is extendable in 4 positions.

Optional jib extension is available to increase the crane max reach up to 1360 mm (at 160 kg capacity).



Technical data ST-CB01M5

Weight	[kg]	608
Max capacity	[kg]	500
Max pressure	[BAR]	160
Tank capacity	[L]	1

Cylinder

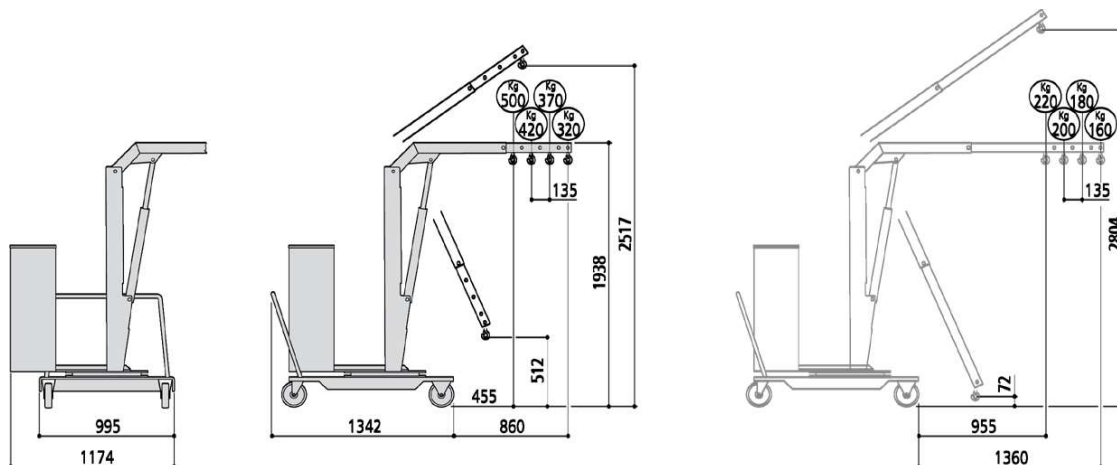
Stroke	Ø	Ø Stem
[mm]	[mm]	[mm]
470	60	40

Outreach with standard jib

Position	Length [mm]	Capacity [kg]
1	455	500
2	590	420
3	725	370
4	860	320

Outreach with extension jib (optional)

Position	Length [mm]	Capacity [kg]
1	955	220
2	1090	200
3	1225	180
4	1360	160



ELECTRIC LIFTING AND LOWERING UP TO 200KG

Model ST-CB01B2 is a heavy-duty counterbalanced workshop crane (built-in ballast weights) with a 360° pivoting arm, suitable for handling industrial loads up to 200 kg in line with international safety standards.

It comes with a pendant control for electric lifting and lowering of the jib, and an emergency button.

The crane is fitted with a traction battery and battery charger.

Highly manoeuvrable due to its high capacity pivoting wheels fitted with foot brakes.

Jib is extendable in 4 positions.

Optional jib extension is available to increase the crane maximum reach up to 1360 mm (at 71 kg capacity).

Technical data ST0CB01B2		
Weight	[kg]	430
Max capacity	[kg]	200
Max pressure	[BAR]	100
Power	[W]	300
Tank capacity	[L]	2

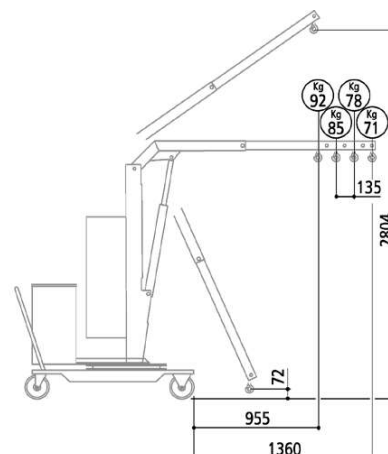
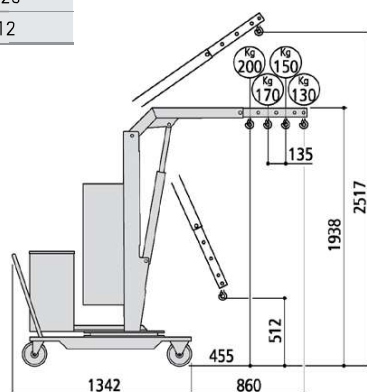
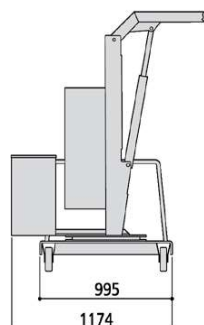
Cylinder		
Stroke	Ø	Ø Stem
[mm]	[mm]	[mm]
470	60	30

Outreach with standard jib		
Position	Length [mm]	Capacity [kg]
1	455	200
2	590	170
3	725	150
4	860	130

Outreach with extension jib (optional)		
Position	Length [mm]	Capacity [kg]
1	955	92
2	1090	85
3	1225	78
4	1360	71

Battery	[V]	12
(1x Traction type)	[A]	80

Battery charger	[V]	220
	[A]	12



ELECTRIC LIFTING AND LOWERING

UP TO 500KG

Model ST-CB01B5 is a counterbalanced workshop crane (built-in ballast weights) with a 360° pivoting arm, suitable for handling industrial loads up to 500 kg in line with international safety standards.

The crane is fitted with a pendant control for electric lifting and lowering of the jib, and an emergency button.

It comes with a traction battery and battery charger. Highly manoeuvrable due to its high capacity pivoting wheels fitted with foot brakes.

It has a compact structure (frontal size 995 mm) so it can be easily manoeuvred into position in congested sites and narrow aisles.

Jib is extendable in 4 positions.

Optional jib extension is available to increase the crane maximum reach up to 1360 mm (at 160 kg capacity)

Technical data ST-CB01B5

Weight	[kg]	651
Max capacity	[kg]	500
Max pressure	[BAR]	160
Power	[W]	300
Tank capacity	[L]	2

Cylinder

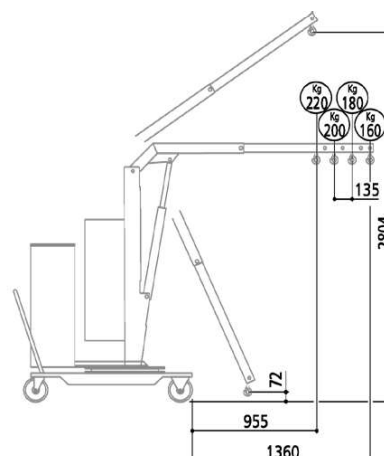
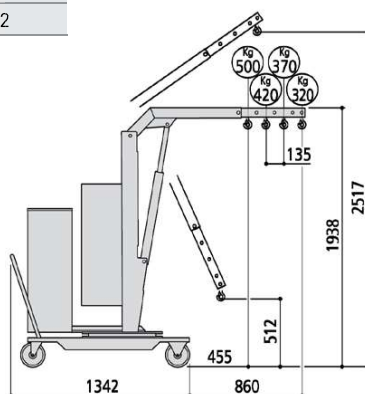
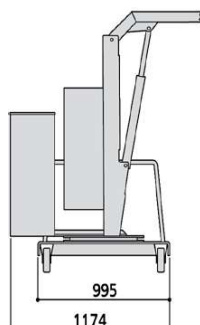
Stroke	Ø	Ø Stem
[mm]	[mm]	[mm]
470	60	30

Outreach with standard jib		
Position	Length [mm]	Capacity [kg]
1	455	500
2	590	420
3	725	370
4	860	320

Outreach with extension jib (optional)		
Position	Length [mm]	Capacity [kg]
1	955	220
2	1090	200
3	1225	180
4	1360	160

Battery (1x Traction type)	[V]	12
	[A]	80

Battery charger	[V]	220
	[A]	12



ELECTRO-HYDRAULIC LIFTING

UP TO 500KG

Model ST-CB01B5SE is a heavy-duty, extremely versatile counterbalanced workshop crane (built-in ballast weights), with a 360° pivoting arm, suitable for lifting loads up to 500 kg.

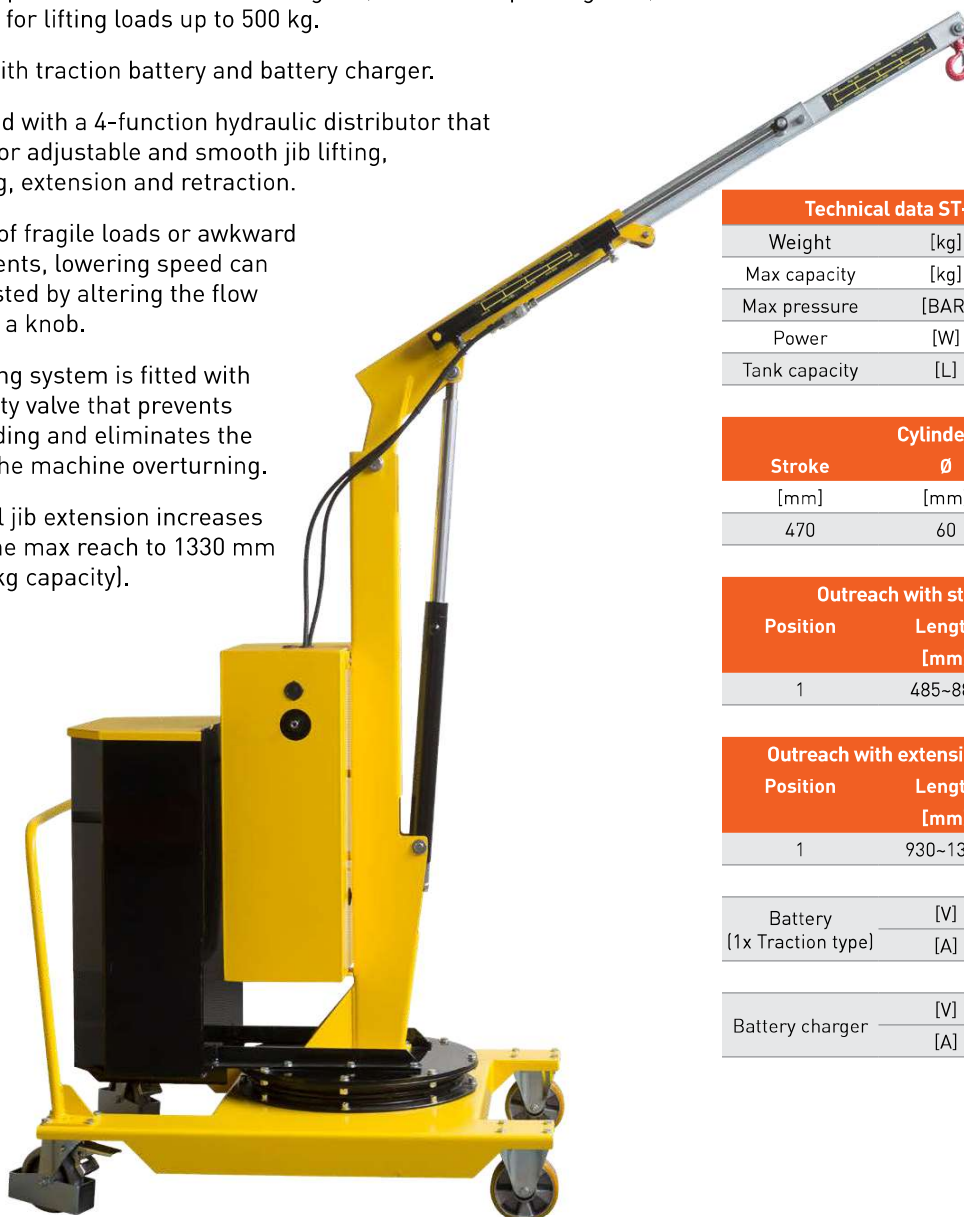
Fitted with traction battery and battery charger.

Equipped with a 4-function hydraulic distributor that allows for adjustable and smooth jib lifting, lowering, extension and retraction.

In case of fragile loads or awkward placements, lowering speed can be adjusted by altering the flow through a knob.

The lifting system is fitted with a security valve that prevents overloading and eliminates the risk of the machine overturning.

Optional jib extension increases the crane max reach to 1330 mm (at 160 kg capacity).



Technical data ST-CB01B5SE

Weight	[kg]	660
Max capacity	[kg]	500
Max pressure	[BAR]	150
Power	[W]	300
Tank capacity	[L]	2

Cylinder

Stroke	Ø	Ø Stem
[mm]	[mm]	[mm]
470	60	40

Outreach with standard jib

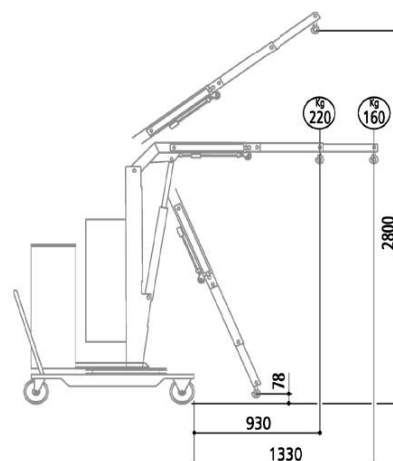
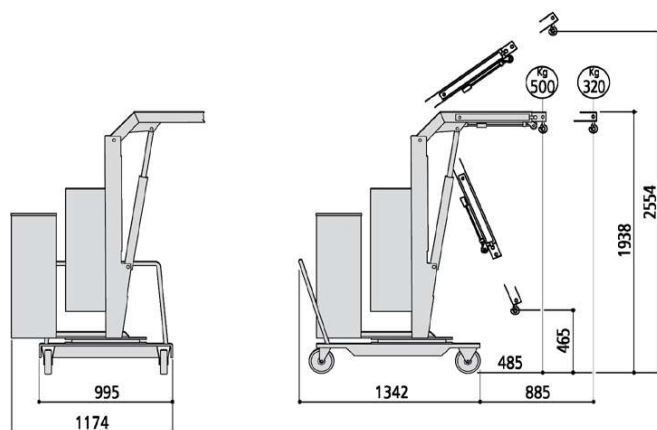
Position	Length [mm]	Capacity [kg]
1	485~885	500~320

Outreach with extension jib (optional)

Position	Length [mm]	Capacity [kg]
1	930~1330	220~160

Battery	[V]	12
(1x Traction type)	[A]	80

Battery charger	[V]	220
	[A]	12



POWER DRIVE & ELECTRO-HYDRAULIC LIFTING

UP TO 500KG

Model ST-CB01BT5SE is a heavy-duty counterbalanced powered drive workshop crane (built-in ballast weights), with a 270° pivoting arm, suitable for lifting loads up to 500 kg in line with international safety standards.

Equipped with a 4-function hydraulic distributor that allows for an adjustable and smooth jib lifting, lowering, extension and retraction.

In case of fragile loads or awkward placements, lowering speed can be adjusted by altering the flow through a knob.

The lifting system is fitted with a security valve that prevents overloading and eliminates the risk of machine overturning.

An option jib extension increases the crane maximum reach up to 1285mm (at 160 kg capacity), and can be easily inserted directly on the arm frame without removing any components.



Technical data ST-CB01BT5SE

Weight	[kg]	1100
Max capacity	[kg]	500
Max pressure	[BAR]	160
Lifting Power	[W]	300
Traction Power	[W]	1200
Tank capacity	[L]	2

Cylinder

Stroke	Ø	Ø Stem
[mm]	[mm]	[mm]
470	60	40

Outreach with standard jib

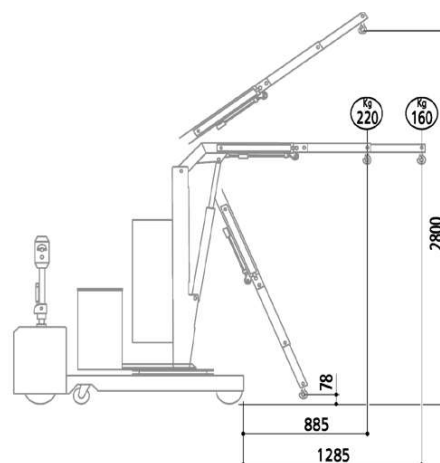
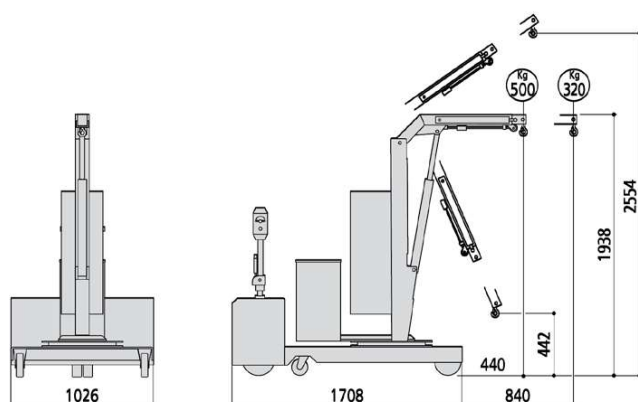
Position	Length [mm]	Capacity [kg]
1	440~840	500~320

Outreach with extension jib (optional)

Position	Length [mm]	Capacity [kg]
1	885~1285	220~160

Battery	[V]	24
(1x Traction type)	[A]	135

Battery charger	[V]	220
	[A]	18



MANUAL LIFTING UP TO 700KG



Model ST-CBGZ10700 is a counterbalanced workshop crane (built-in ballast weights) suitable for lifting loads up to 700 kg, with a 4-position extendable jib.

It comes with a double-effect pump which is easy to operate. Lowering is activated by turning a knob mounted on the pump.

An optional jib extension increases the crane reach up to 2000 mm (at 150 kg capacity).

It is equipped with two fixed wheels and two revolving steering wheels in order to make it easy to manoeuvre even in full load condition.

Technical data ST-CBGZ10700

Weight	[kg]	1044
Max capacity	[kg]	700
Max pressure	[BAR]	95
Tank capacity	[L]	3

Cylinder

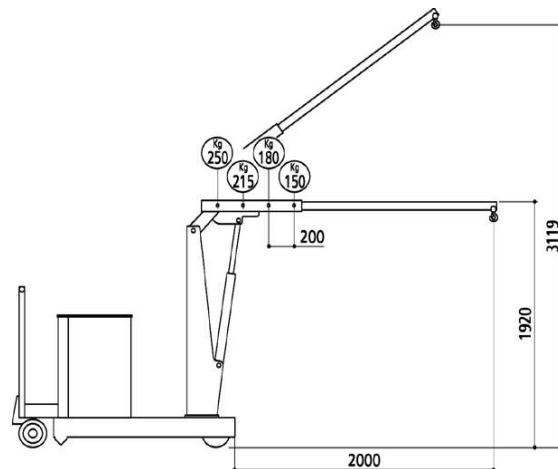
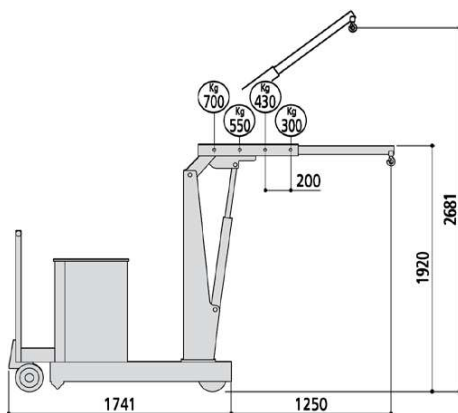
Stroke	Ø	Ø Stem
[mm]	[mm]	[mm]
550	70	50

Outreach with standard jib

Position	Length [mm]	Capacity [kg]
1	650	700
2	850	550
3	1050	430
4	1250	300

Outreach with extension jib (optional)

Position	Length [mm]	Capacity [kg]
1	1400	250
2	1600	215
3	1800	180
4	2000	150



ELECTRIC LIFTING AND LOWERING

UP TO 700KG

Model ST-CBGZB10700 is a heavy-duty counterbalanced workshop crane (built-in ballast weights) suitable for lifting loads up to 700 kg, with a 4-position extendable jib.

It is fitted with a handy pendant control to activate lifting and lowering of the jib, complete with an emergency button.

An optional jib extension increases the crane reach up to 2000 mm (at 150 kg capacity).

It is equipped with two fixed wheels and two revolving steering wheels in order to make it easy to manoeuvre even in a full load condition.

Technical data GT-CBGZB10700		
Weight	[kg]	1090
Max capacity	[kg]	700
Max pressure	[BAR]	95
Tank capacity	[L]	2

Cylinder		
Stroke	Ø	Ø Stem
[mm]	[mm]	[mm]
550	70	50

Outreach with standard jib		
Position	Length [mm]	Capacity [kg]
1	650	700
2	850	550
3	1050	430
4	1250	300

Outreach with extension jib (optional)		
Position	Length [mm]	Capacity [kg]
1	1400	250
2	1600	215
3	1800	180
4	2000	150

Battery	[V]	12
[1x Traction type]	[A]	80

Battery charger	[V]	220
	[A]	12

